
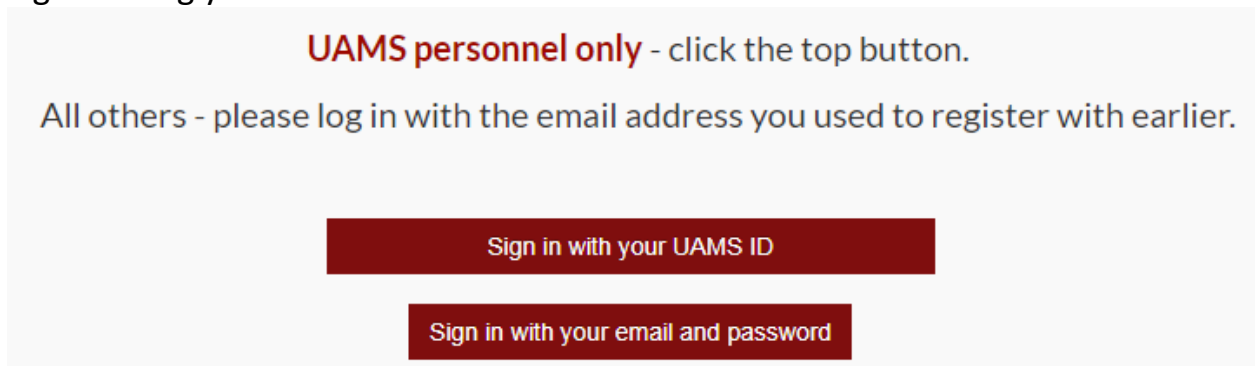


How to Sign In to your CloudCME Account

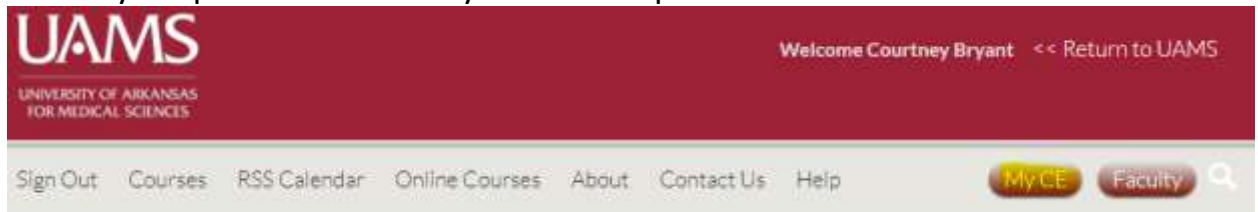
1. Go to <https://uams.cloud-cme.com/aph.aspx>.
2. Click Sign In on the top left



3. Sign in using your Email and Password



4. You will see your name in the top right corner. Click on the MY CE button to edit your profile and check your transcript.



If you have any questions or concerns, please contact the UAMS Office of Continuing Education office at (501) 661-7962.